

# **CHRONIC BRONCHITIS; ITS FORMS AND TREATMENTS**

Published @ 2017 Trieste Publishing Pty Ltd

ISBN 9780649548910

Chronic Bronchitis; Its Forms and Treatments by J. Milner Fothergill

Except for use in any review, the reproduction or utilisation of this work in whole or in part in any form by any electronic, mechanical or other means, now known or hereafter invented, including xerography, photocopying and recording, or in any information storage or retrieval system, is forbidden without the permission of the publisher, Trieste Publishing Pty Ltd, PO Box 1576 Collingwood, Victoria 3066 Australia.

All rights reserved.

Edited by Trieste Publishing Pty Ltd.  
Cover @ 2017

This book is sold subject to the condition that it shall not, by way of trade or otherwise, be lent, re-sold, hired out, or otherwise circulated without the publisher's prior consent in any form or binding or cover other than that in which it is published and without a similar condition including this condition being imposed on the subsequent purchaser.

[www.triestepublishing.com](http://www.triestepublishing.com)

**J. MILNER FOTHERGILL**

**CHRONIC BRONCHITIS;  
ITS FORMS  
AND TREATMENTS**



EMPHYSEMA AND CHRONIC BRONCHITIS.

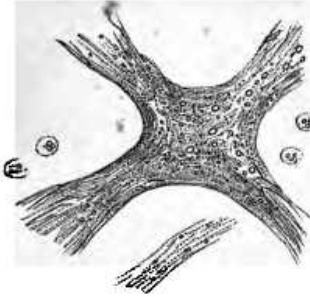


FIG. 1.—Pulmonary tissue from emphysematous lung.

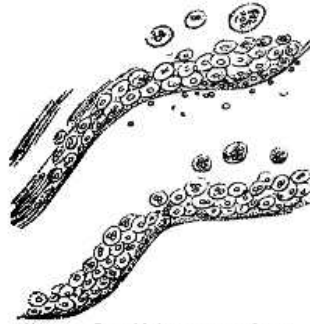


FIG. 2.—Bronchial mucous membrane.

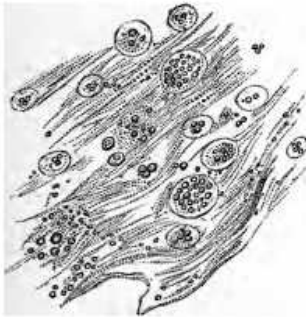


FIG. 3.—Sputa: chronic bronchitis with dropsy.

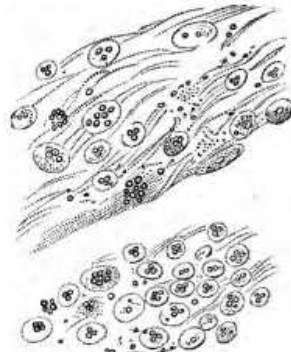


FIG. 4.—Sputa: emphysema.

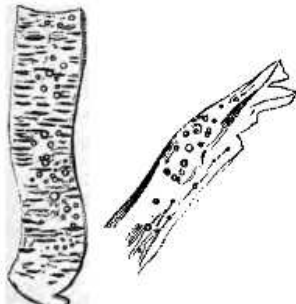


FIG. 5.—Fatty condition of small artery.

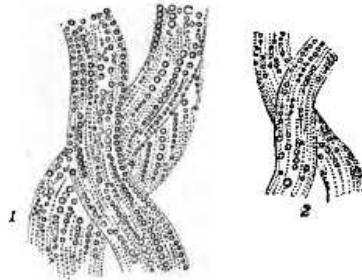


FIG. 6.—Heart fibre.  
1. From right ventricle. 2. From right auricle.

# CHRONIC BRONCHITIS;

*Its Forms and Treatment.*

BY

J. MILNER FOTHERGILL, M.D. EDIN.,

MEMBER OF THE ROYAL COLLEGE OF PHYSICIANS OF LONDON;

SENIOR ASSISTANT-PHYSICIAN TO THE CITY OF LONDON HOSPITAL FOR DISEASES OF THE CHEST  
(VICTORIA PARK);

ASSOCIATE-FELLOW OF THE COLLEGE OF PHYSICIANS OF PHILADELPHIA.

"Diseases of the air-tubes are the diseases *par excellence* of Great Britain."



WITH NUMEROUS ILLUSTRATIONS.

LONDON:  
BAILLIÈRE, TINDALL, AND COX,  
20, KING WILLIAM STREET, STRAND.  
[PARIS AND MADRID.]

1882.

[All Rights Reserved.]

151. 9r. 54.

'When morbid anatomy was first seriously cultivated, the effects on medical practice were deeply depressing. It was naturally felt that the anatomical cure of the textural changes the scalpal revealed, was an impossibility. But a reaction has fortunately taken place: the conviction has been gradually forced upon observers, that many diseases texturally incurable are mitigable by treatment to such a degree, in their local and constitutional ill-effects, as to be rendered comparatively innocuous. And of no diseases is this more true than of the chronic pulmonary and cardiac classes.'—W. HAYLE WALSH.

To the Memory

OF

MY LATE FATHER,

WHOSE TEACHING IS FELT TO BE MORE VALUABLE AS  
YEAR BY YEAR ROLLS ON,

This Book

IS

AFFECTIONATELY DEDICATED.





## P R E F A C E.

---

THIS little work is intended for practitioners, and especially those who are commencing practice. It deals with a class of maladies which in our humid, changeable climate are very common ; and which require considerable management, medicinal and dietetic—a matter scarcely dealt with sufficiently in the ordinary educational course.

The addition of numerous illustrations of diagrammatic character to illumine the text is felt desirable, as the lessons of pathology throw much light, of a practical character, upon the diseases of the air-passages. My thanks are due to the artist, Mr. Hanlon, for his execution of this part of the work. Also to Dr. H. G. Orlebar for his aid in the revision of the proof-sheets, as well as other favours.

110, PARK STREET,  
GROSVENOR SQUARE, W.  
*February, 1882.*

