

**PHOTOGRAPHIC MANIPULATION;  
CONTAINING SIMPLE AND PRACTICAL  
DETAILS OF THE MOST IMPROVED  
PROCESSES OF PHOTOGENIC DRAWING,  
THE DAGUERREOTYPE AND CALOTYPE**

Published @ 2017 Trieste Publishing Pty Ltd

ISBN 9780649306831

Photographic manipulation; containing simple and practical details of the most improved processes of photogenic drawing, the daguerreotype and calotype by Various

Except for use in any review, the reproduction or utilisation of this work in whole or in part in any form by any electronic, mechanical or other means, now known or hereafter invented, including xerography, photocopying and recording, or in any information storage or retrieval system, is forbidden without the permission of the publisher, Trieste Publishing Pty Ltd, PO Box 1576 Collingwood, Victoria 3066 Australia.

All rights reserved.

Edited by Trieste Publishing Pty Ltd.  
Cover @ 2017

This book is sold subject to the condition that it shall not, by way of trade or otherwise, be lent, re-sold, hired out, or otherwise circulated without the publisher's prior consent in any form or binding or cover other than that in which it is published and without a similar condition including this condition being imposed on the subsequent purchaser.

[www.triestepublishing.com](http://www.triestepublishing.com)

**VARIOUS**

**PHOTOGRAPHIC MANIPULATION;  
CONTAINING SIMPLE AND PRACTICAL  
DETAILS OF THE MOST IMPROVED  
PROCESSES OF PHOTOGENIC DRAWING,  
THE DAGUERREOTYPE AND CALOTYPE**



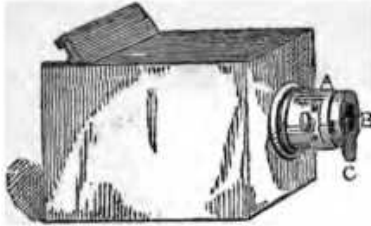


Fig. 1.




Fig. 2.



Fig. 4.




Fig. 3.



Fig. 5.



Fig. 8.



Fig. 7.



Fig. 9.



Fig. 10.



Fig. 11.



Fig. 12.

**PHOTOGRAPHIC MANIPULATION;**

CONTAINING

SIMPLE AND PRACTICAL DETAILS OF THE MOST  
IMPROVED PROCESSES

OF

PHOTOGENIC DRAWING,

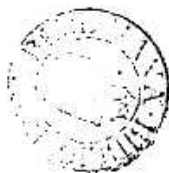
THE

DAGUERREOTYPE AND CALOTYPE.

ILLUSTRATED WITH CUTS OF THE VARIOUS APPARATUS.

PRICE 1s. 6d.

J. N. H.



LONDON:

EDWARD PALMER, 103, NEWGATE STREET

1843.

[ENTERED AT STATIONERS' HALL]



## P R E F A C E.

---

*The beautiful results of the Photographic Art have been sufficiently before the Public to have their peculiarities known and their merits appreciated; and the question naturally arises, how are they produced? To this question the Writer offers the present Pamphlet, in the hope that those who merely seek some slight information on this subject will have their wishes gratified by its perusal; and those who desire to follow out this art by experiment, may find sufficient detail to enable them to practice Photographic Drawing with success.*

*Being well aware that the contents of "Photographic Manipulation" cannot fail to afford abundant scope for criticism, the Writer, in conclusion, begs that it may be as lenient as possible, in consideration of its being a first literary attempt.*

W H. T.

April, 1843.





## DESCRIPTION OF THE CUTS.

---

FIG. 1. Represents a very convenient Camera for Photographic or Calotype Drawing ; it consists of a mahogany box, in the front of which is fixed a brass sliding tube, A. having an achromatic glass at one end and the diameter of the tube contracted in the front, forming what is called a stop, B. C. a small shutter for closing the aperture

FIG. 2. A sliding frame which fits the back of the camera ; it has a piece of slate at one side for holding the prepared paper, and a sliding lid which protects it from the light, at the other. There is also a small wooden frame, which fits the same groove as the piece of slate, and is used for holding the prepared plate in the Daguerreotype operation.

FIG. 3. A frame holding a piece of ground glass, and slides into the same groove at the back of the camera as the sliding frame Fig. 2. It is used for ascertaining the focus which is adjusted by the rack and sliding tube in the front of the camera.

FIG. 4. Represents a small mirror capable of being fixed on the sliding tube A. of the camera, by means of a screw. As all objects in the camera obscura appear reversed, that is, all right hand objects will appear to the left in the picture, and *vice versa*, it is of great importance in many instances to obtain the pictures as they appear in Nature ; this is accomplished by the small reflecting mirror, which has the effect of reversing

the objects in the camera, and thus rendering the picture correct; when used, it must be turned towards the object to be copied till a perfect representation is observed on the ground glass.

When the mirror is employed, the time required to produce a picture is generally doubled.

FIG. 5. *The Iodine Box.*—It consists of a mahogany box lined with glass, with four projecting pieces of glass near the top, for the corners of the plate to rest upon while being iodined. The box is either furnished with card<sup>a</sup> at the bottom, to be saturated with a solution of iodine when going to be used, and a plate of glass to lay over it to prevent useless evaporation, or a quantity of iodine is spread over the bottom and covered with one or two layers of cotton-wool, over which is placed a piece of card-board capable of being reversed when required. When a plate is to be prepared, the side of the card which is downwards and consequently saturated with the vapour of the iodine, should have its position reversed, so that the evaporation from its surface may give an even coating to the plate. By this arrangement one surface of the card is always in a fit state for use, and will only require its position to be altered each time a trial is made.

While iodizing a plate, the box should be covered with its lid, as it prevents the possibility of any draft of air, which might prevent the plate from being equally coated over its surface.

It is hardly necessary to state that the iodine box, when not in use, should be kept covered with its lid, as that will not only keep the box in a proper state for use, but prevent waste.

FIG. 6. Represents a section of the Bromine Apparatus, is made of black, yellow, or red glass; A. the bottom division of the glass, where the solution of bromine is placed; B. shows

<sup>a</sup> The card-board used should be black or of a dark colour.