

**AN ATLAS OF HUMAN  
ANATOMY FOR STUDENTS  
AND PHYSICIANS, PP. 164-  
256A**

Published @ 2017 Trieste Publishing Pty Ltd

ISBN 9780649432813

An Atlas of Human Anatomy for Students and Physicians, pp. 164-256a by Carl Toldt

Except for use in any review, the reproduction or utilisation of this work in whole or in part in any form by any electronic, mechanical or other means, now known or hereafter invented, including xerography, photocopying and recording, or in any information storage or retrieval system, is forbidden without the permission of the publisher, Trieste Publishing Pty Ltd, PO Box 1576 Collingwood, Victoria 3066 Australia.

All rights reserved.

Edited by Trieste Publishing Pty Ltd.  
Cover @ 2017

This book is sold subject to the condition that it shall not, by way of trade or otherwise, be lent, re-sold, hired out, or otherwise circulated without the publisher's prior consent in any form or binding or cover other than that in which it is published and without a similar condition including this condition being imposed on the subsequent purchaser.

[www.triestepublishing.com](http://www.triestepublishing.com)

**CARL TOLDT**

**AN ATLAS OF HUMAN  
ANATOMY FOR STUDENTS  
AND PHYSICIANS, PP. 164-  
256A**



AN ATLAS  
OF  
HUMAN ANATOMY  
FOR STUDENTS AND PHYSICIANS

BY  
**CARL TOLDT, M.D.**  
PROFESSOR OF ANATOMY IN THE UNIVERSITY OF VIENNA  
ASSISTED BY  
PROFESSOR ALOIS DALLA ROSA, M.D.

Translated from the Third German Edition and adapted to English and American and  
International Terminology

BY  
M. EDEN PAUL, M.D. BRUX., M.R.C.S., L.R.C.P.

SECOND SECTION  
C. ARTHROLOGY  
(FIGURES 378 TO 489 AND INDEX)



LONDON  
**REBMAN, LIMITED**  
129, SHAFTESBURY AVENUE, CAMBRIDGE CIRCUS, W.C.  
NEW YORK AGENTS: REBMAN COMPANY  
10, WEST 23RD STREET, CORNER OF FIFTH AVENUE

1903

LANE LIBRARY

T649p  
V. 2  
1903

# SYNDESMOLOGIA ARTHROLOGY

---

## ERRATA IN PART II. OF TOLLET'S "ATLAS OF HUMAN ANATOMY."

Page 165, Fig. 381, left-hand column, first entry, for "Cerebral dura mater" read  
"Cranial dura mater."

Page 217, Fig. 452, right-hand column, sixth entry, for "Small sacrosciatic ligament"  
read "Small sacrosciatic foramen."

83901

T649p  
V. 2  
1903

SYNDESMOLOGIA  
ARTHROLOGY

83201





THE ARTICULATIONS IN GENERAL




FIG. 378.—SUTURA SERRATA—SERRATED OR DENTATED SUTURE.

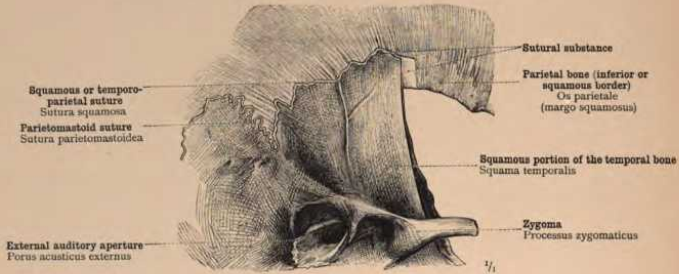


FIG. 379.—SUTURA SQUAMOSA—SQUAMOUS OR SCALY SUTURE.

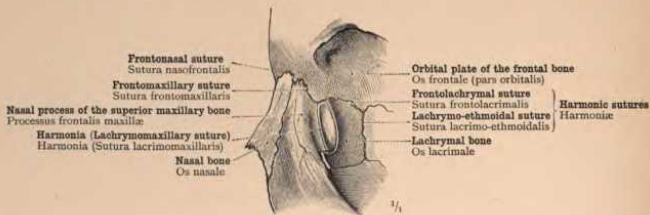


FIG. 380.—HARMONIA—HARMONIC SUTURE.

Synarthrosis, or Continuous Articulation.

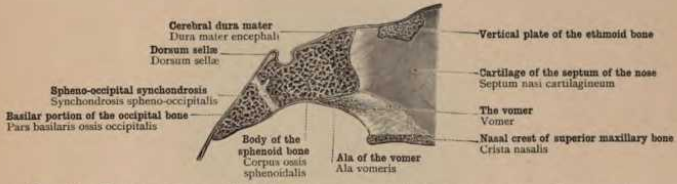


FIG. 381.—SYNCHONDROSIS. (THE SPHENO-OCCIPITAL SYNCHONDROSIS OF A GIRL AT THE AGE OF TWO YEARS; MEDIAN SAGITTAL SECTION.)

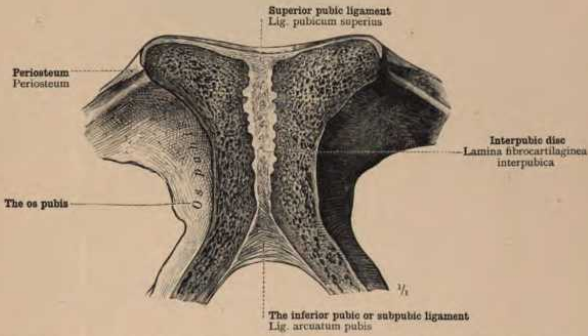


FIG. 382.—SYMPHYSIS. (THE PUBIC SYMPHYSIS; FRONTAL SECTION, POSTERIOR PORTION.)

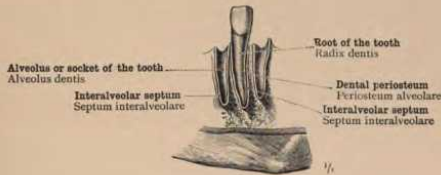


FIG. 383.—GOMPHOSIS.

Synarthrosis, or Continuous Articulation.