

**THE MORRIS DANCE:  
DESCRIPTIONS OF ELEVEN  
DANCES AS PERFORMED BY  
THE MORRIS-MEN OF ENGLAND**

Published @ 2017 Trieste Publishing Pty Ltd

ISBN 9780649200368

The Morris dance: descriptions of eleven dances as performed by the Morris-Men of England  
by Josephine Brower

Except for use in any review, the reproduction or utilisation of this work in whole or in part in any form by any electronic, mechanical or other means, now known or hereafter invented, including xerography, photocopying and recording, or in any information storage or retrieval system, is forbidden without the permission of the publisher, Trieste Publishing Pty Ltd, PO Box 1576 Collingwood, Victoria 3066 Australia.

All rights reserved.

Edited by Trieste Publishing Pty Ltd.  
Cover @ 2017


This book is sold subject to the condition that it shall not, by way of trade or otherwise, be lent, re-sold, hired out, or otherwise circulated without the publisher's prior consent in any form or binding or cover other than that in which it is published and without a similar condition including this condition being imposed on the subsequent purchaser.

[www.triestepublishing.com](http://www.triestepublishing.com)

**JOSEPHINE BROWER**

**THE MORRIS DANCE:  
DESCRIPTIONS OF ELEVEN  
DANCES AS PERFORMED BY  
THE MORRIS-MEN OF ENGLAND**





MORRIS DANCERS AS DEPICTED IN AN OLD STAINED GLASS WINDOW  
IN A HOUSE AT BETLEV, STAFFORDSHIRE, ENGLAND

# THE MORRIS DANCE

DESCRIPTIONS OF

## ELEVEN DANCES

AS PERFORMED BY

THE MORRIS-MEN

OF

ENGLAND

EDITED BY

JOSEPHINE BROWER

PRICE ONE DOLLAR

---

NEW YORK: THE H. W. GRAY COMPANY

SOLE AGENTS FOR


NOVELLO & CO., Ltd., London

GV1796  
18783

LIBRARY'S FUND

Copyright, 1910, by JOSEPHINE BROWER

TO THE  
UNIVERSITY OF  
CALIFORNIA



Reproduced by permission of Mr. Wm. Heinemann, from "A History of Dancing" by G. Vallier.

## CONTENTS

### THE DANCE

	PAGE
<i>The Morris Step—Positions—Down-and-Back and Up-and-Back—The Chain The Cross-Over—Back-to-Back—Go-and-Come—The Ring—Steps—The Jump—The Hands—Sticks—The Call—Length of Dances</i> .....	5

### SPECIAL INSTRUCTIONS

<i>Bean-Setting—Rigs o' Marlow—Shepherd's Hey—Constant Billy—Country Gardens—Bluff King Hal—How D'ye Do</i> .....	17
---	----

### NOTATION

<i>Stick Dances: Bean-Setting—Rigs o' Marlow—Shepherd's Hey—Constant Billy. Handkerchief Dances: Country Dances—Bluff King Hal—Blue-Eyed Stranger. Corner Dances: How D'ye Do—Laudnum Bunches—Trunkles. Morris Off</i> .....	22
--	----

NOTE—These descriptions are taken by permission from the work of  
Messrs. Cecil Sharp and Herbert C. Macilwaive

The original music used for these Dances can be obtained from the Publishers  
Price One Dollar





# THE MORRIS DANCE

## THE MORRIS STEP

The Morris step is sturdy. It is alike throughout all the dances. The jump in many cases begins and ends a figure. The letters L and R signify Left and Right foot.

Steps used in 4-time music:

### THE 4/1 STEP

Beats 1 2 3 4



Steps L R L R

### THE 4/2 STEP

Beats 1 2 3 4 1 2 3 4



Steps L L R R L L R R

### THE 4/3 STEP

Beats 1 2 3 4 1 2 3 4



Steps L R L L R L R R

### THE 4/4 STEP

Beats 1 2 3 4 1 2 3 4



Steps L L L L R R R R

Steps used in 6-time music:

### THE 6/1 STEP

Beats 1 2 3 4 5 6 1 2 3 4 5 6



Steps L R L R

# 70 VIMU AMSOFLAO

## THE 6/2 STEP

Beats 1 2 3 4 5 6 1 2 3 4 5 6

Steps L L R R L L R R

## THE 6/3 STEP

Beats 1 2 3 4 5 6 1 2 3 4 5 6

Steps L R L L R L R R

The 4/3 and 6/3 steps are the same.

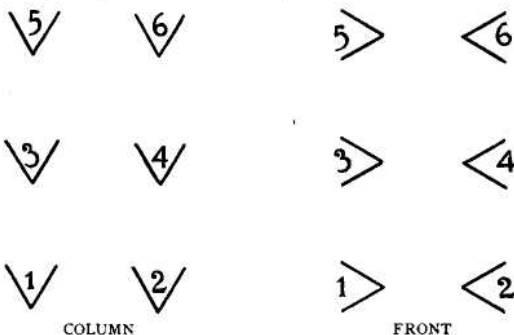
In the steps most used the raised foot is thrust forward so far that the forward heel is the length of the dancer's foot in advance of the supporting foot.

In the high step, used chiefly in the figures called "Capers," the forward foot is raised as high as the knee. The Capers step is called in the Notation: High.

## POSITIONS

The Morris set, or side of six, when in position for dancing, stands in the positions as shown hereunder.

The only exception to these is the Ring.



In Column, the dancers stand in two files and all face the same way. This is called in the Notation: Column or Col.