

**COURSE IN ISAAC PITMAN SHORTHAND:
AN EXPOSITION OF THE AUTHOR'S
SYSTEM OF PHONOGRAPHY, DESIGNED
FOR USE IN BUSINESS COLLEGES, HIGH
SCHOOLS, AND FOR SELF INSTRUCTION**

Published @ 2017 Trieste Publishing Pty Ltd

ISBN 9780649557127

Course in Isaac Pitman Shorthand: An Exposition of the Author's System of Phonography,
Designed for Use in Business Colleges, High Schools, and for Self Instruction by Isaac Pitman

Except for use in any review, the reproduction or utilisation of this work in whole or in part in any form by any electronic, mechanical or other means, now known or hereafter invented, including xerography, photocopying and recording, or in any information storage or retrieval system, is forbidden without the permission of the publisher, Trieste Publishing Pty Ltd, PO Box 1576 Collingwood, Victoria 3066 Australia.

All rights reserved.

Edited by Trieste Publishing Pty Ltd.
Cover @ 2017

This book is sold subject to the condition that it shall not, by way of trade or otherwise, be lent, re-sold, hired out, or otherwise circulated without the publisher's prior consent in any form or binding or cover other than that in which it is published and without a similar condition including this condition being imposed on the subsequent purchaser.

www.triestepublishing.com

ISAAC PITMAN

**COURSE IN ISAAC PITMAN SHORTHAND:
AN EXPOSITION OF THE AUTHOR'S
SYSTEM OF PHONOGRAPHY, DESIGNED
FOR USE IN BUSINESS COLLEGES, HIGH
SCHOOLS, AND FOR SELF INSTRUCTION**

COURSE IN
Isaac Pitman Shorthand

o Course in
Isaac Pitman Shorthand

An Exposition of the Author's System
of Phonography, designed for use in
Business Colleges, High Schools, and
for Self Instruction



NEW YORK:
ISAAC PITMAN & SONS, THE PHONOGRAPHIC DEPOT
31 UNION SQUARE

TORONTO, CANADA
THE COMMERCIAL TEXT BOOK COMPANY
THE COPP, CLARK Co., LIMITED

1910

B 4359.10

COLLEGE LIBRARY
FROM
THE BEQUEST OF
EVERT JANSEN WENDELL
1918

Copyright, 1906, by ISAAC PITMAN & SONS
Copyright, 1907, by ISAAC PITMAN & SONS
Copyright, 1910, by ISAAC PITMAN & SONS

All rights reserved

COPYRIGHT ALSO IN GREAT BRITAIN AND COLONIES

Press of J. J. Little & Ives Co.,
New York.

CONTENTS

LESSON	Page
1. Consonants and Second-Place Long Vowels ..	5
2. Consonants and First-Place Long Vowels..	10
3. Consonants and Third-Place Long Vowels ..	14
4. Short Vowels	19
5. Diphthongs and Phraseography	23
6. Review	28
7. Circle <i>S</i> and <i>Z</i>	33
8. Loops <i>ST</i> and <i>STR</i>	37
9. Circles <i>SW</i> and <i>SS</i>	40
10. Vowel Indication	44
11. Review	49
12. Initial Hooks to Straight Strokes	53
13. Initial Hooks to Curves	55
14. Initial Hooks to Curves (concluded) ..	59
15. Circles and Loops prefixed to Initial Hooks ..	63
16. <i>N</i> and <i>F</i> Hooks	66
17. Circles and Loops added to Final Hooks ..	70
18. Review	74
19. <i>-TION</i> Hook	78
20. <i>-TION</i> Hook (concluded)	83
21. Additional Double Consonants	87
22. Tick and Dot <i>H</i>	91
23. Upward and Downward <i>L</i>	96
24. Upward and Downward <i>R</i>	100










LESSON	Page
25. Review	104
26. The Halving Principle	107
27. The Halving Principle (concluded)	112
28. The Doubling Principle	115
29. Vocalization of the <i>PL</i> and <i>PR</i> series	123
30. <i>W</i> and <i>Y</i> Diphthongs	127
31. Dissyllabic Diphthongs	133
32. Review	136
33. Prefixes	138
34. Suffixes	144
35. Omission of Consonants	149
36. Figures	153
37. Compound Words	158
38. Intersections	163
39. Distinguishing Vowels	165
40. Similar Words	168
The Grammalogs and Contractions	173
Contractions for Names of States and Territories	178
Fifty Principal Cities arranged according to Population	179
Grammalogs alphabetically arranged	180
Contracted Words alphabetically arranged	184
Phonographic Alphabet	189
Table of Single and Double Consonants	190
Phraseograms	191
Business Correspondence, etc.	195
Appendix—	
Advanced Speed Practice	209
Law Phrases	215
Legal Correspondence	219
Index	237

COURSE IN ISAAC PITMAN SHORTHAND

LESSON I.

CONSONANTS AND SECOND-PLACE LONG VOWELS.

1. The student must remember that when he is writing shorthand he is to write strictly according to SOUND, leaving out all silent letters. In other words, the spelling in Isaac Pitman Shorthand is *phonetic*, the ordinary spelling being entirely disregarded, and the *sounds* of the words only being represented by the shorthand characters employed. The following examples will illustrate the method to be followed:

<i>Calm</i>	would be spelt	<i>k-ah-m,</i>	and would be written	
<i>Tomb</i>	" "	<i>t-oh-m,</i>	" " " "	
<i>Knee</i>	" "	<i>n-ē</i>	" " " "	
<i>Door</i>	" "	<i>d-oh-r</i>	" " " "	
<i>Mail</i>	" "	<i>m-ā-l</i>	" " " "	
<i>Pole</i>	" "	<i>p-oh-l</i>	" " " "	
<i>Pier</i>	" "	<i>p-ē-r</i>	" " " "	
<i>Sew</i>	" "	<i>s-oh</i>	" " " "	
<i>Meal</i>	" "	<i>m-ā-l</i>	" " " "	
<i>Name</i>	" "	<i>n-ā-m</i>	" " " "	