

**ARITHMETIC BY GRADES FOR
INDUCTIVE TEACHING, DRILLING
AND TESTING. BOOK NUMBER
ONE. NUMBERS FROM 1 TO 20**

Published @ 2017 Trieste Publishing Pty Ltd

ISBN 9780649421091

Arithmetic by Grades for Inductive Teaching, Drilling and Testing. Book Number One.
Numbers from 1 to 20 by John T. Prince

Except for use in any review, the reproduction or utilisation of this work in whole or in part in any form by any electronic, mechanical or other means, now known or hereafter invented, including xerography, photocopying and recording, or in any information storage or retrieval system, is forbidden without the permission of the publisher, Trieste Publishing Pty Ltd, PO Box 1576 Collingwood, Victoria 3066 Australia.

All rights reserved.

Edited by Trieste Publishing Pty Ltd.
Cover @ 2017

This book is sold subject to the condition that it shall not, by way of trade or otherwise, be lent, re-sold, hired out, or otherwise circulated without the publisher's prior consent in any form or binding or cover other than that in which it is published and without a similar condition including this condition being imposed on the subsequent purchaser.

www.triestepublishing.com

JOHN T. PRINCE

**ARITHMETIC BY GRADES FOR
INDUCTIVE TEACHING, DRILLING
AND TESTING. BOOK NUMBER
ONE. NUMBERS FROM 1 TO 20**

ARITHMETIC BY GRADES

FOR INDUCTIVE TEACHING, DRILLING
AND TESTING

BOOK NUMBER ONE

Numbers from 1 to 80

PREPARED UNDER THE DIRECTION OF
JOHN T. PRINCE

BOSTON, U.S.A.
GINN & COMPANY, PUBLISHERS
1894

EducT 118.94.700 Bk1

HARVARD COLLEGE LIBRARY
GIFT OF
GEORGE ARTHUR PLIMPTON
JANUARY 25, 1924

COPYRIGHT, 1908,
By JOHN T. PRINCE.

ALL RIGHTS RESERVED.

The Athenæum Press
GINN & COMPANY, BOSTON, U.S.A.

NOTE TO TEACHERS.

THIS book is intended for the use of pupils of the first or second school year and is designed to accompany and follow teaching by objects. The illustrations are intended to give a graphic and orderly representation of what has been taught and to serve as models for the pupils in the solution of problems. They also indicate the kind of drawings which pupils may make at their seats upon slate or paper.

While the book is designed to embrace a year's work, some pupils and classes may be able to do in less time all that is needed to be done in the development and applications of numbers to twenty. It is believed that the number and variety of problems are so great as to avoid the necessity of giving many exercises for drill on the black board. Teachers may find it well to select exercises that their pupils most need.

The exercises are numbered without reference to what may be needed for a lesson. They are given as a guide in assigning lessons and in hearing recitations.

For methods of teaching and of using this book, see Teachers' Manual which is designed to accompany all books of the series.

SECTION I.

NUMBERS FROM 1 TO 10.

EXERCISE 1.



3




$2+1=$

$1+2=$

$3-1=$

$3-2=$

$3 \div 2=$



4



$3+1=$

$1+3=$

$4-1=$

$4-3=$

$4 \div 3=$




$2+2=$

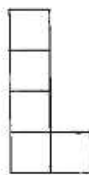
$2 \times 2=$

$4-2=$

$4 \div 2=$



5




$4+1=$

$1+4=$

$5-4=$

$5 \div 4=$

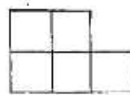


$3+2=$

$2+3=$

$5-3=$

$5 \div 3=$



$2+2+1=$

$2 \times 2+1=$

$5-2-2=$

$5 \div 2=$

Copy and complete :

3 squares and 1 square are — squares.

4 squares less 3 squares are — square.

3 squares are — more than 1 square.

2 squares and — squares are 4 squares.

2 times 2 squares are — squares.

$\frac{1}{2}$ of 4 squares is — squares.

2 squares in 4 squares — times.

4 squares and 1 square are — squares.

3 squares and — squares are 5 squares.

5 squares less 2 squares are — squares.

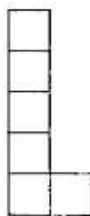
$$1 + 4 = ? \quad 5 - 1 = ? \quad 2 + 3 = ?$$

$$5 - ? = 4 \quad 5 - ? = 1 \quad 5 - 2 = ?$$

$$3 + ? = 5 \quad 5 \div 4 = ? \quad 5 \div 2 = ?$$



6



$5+1=$

$1+5=$

$6-1=$

$6-5=$

$6\div 5=$



$4+2=$

$2+4=$

$6-2=$

$6-4=$

$6\div 4=$




$3+3=$

$3\times 2=$

$6-3=$

$6\div 3=$



$2+2+2=$

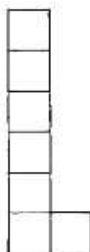
$2\times 3=$

$6-2-2-2=$

$6\div 2=$



7



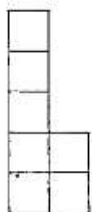
$6+1=$

$1+6=$

$7-1=$

$7-6=$

$7\div 6=$




$5+2=$

$2+5=$

$7-2=$

$7-5=$

$7\div 5=$



$4+3=$

$3+4=$

$7-3=$

$7-4=$

$7\div 4=$



$2+2+2+1=$

$2\times 3+1=$

$7-2-2-2=$

$7\div 2=$

Copy and complete :

6 squares less 2 squares are — squares.

3 squares and 3 squares are — squares.

2 times 3 squares are — squares.

$\frac{1}{2}$ of 6 squares is — squares.

3 squares in 6 squares — times.

2 squares and 2 squares and 2 squares
are — squares. $2 \times 3 = ?$

2 squares and 5 squares are — squares.

7 squares less 5 squares are — squares.

4 squares in 7 squares — times and —
left over. $7 \div 4 = ?$

$$3 \times ? = 6$$

$$3 + 4 = ?$$

$$7 \div 3 = ?$$

$$6 + 2 = ?$$

$$7 - 3 = ?$$

$$7 \div 2 = ?$$